



Vocab is you

This document will help you understand the game's content better. For each level of the game, you will have a list of vocabulary, and tips to help you if you struggle at any point.

If these tips are not enough and you still feel lost, you can refer to the full game guide in annex of this document.

Overview

Synopsis

Complete all 10 levels of the game by moving your character or the game items to achieve victory! How can you do this? Read the prompts: your condition to win and all indications on what can move and what cannot are written in the game. You can also modify the sentences by moving the blocks to create new rules.

Controls

Use the **keyboard arrows** or touch the arrow buttons to move your character or the elements of the game.

Vocabulary

The following words will appear throughout the game. Make sure you know what they mean!

Understanding the text

English	Translation
Bookshelf	
Coffee Table	
Counter	
Dishwasher	
Dresser	
Fridge	
Indoor Plant	
Microwave	
Nightstand	
Oven	
Plates	
Pot	
Push	
Radio	
Sink	
Star	

Stop	
Table	
Table cloth	
Tile	
Wardrobe	
Wheelchair	
Win	

Level 1

Tips and help



You can move the tiles with words on them. Try to move a word to form a new sentence.



Bring any item on the win condition to win the game. It does not have to be the man!

Level 2

Tips and help



The tiles with words on them can always be moved, even if you are pushing something else.



The place you are in is surrounded by tiles. It could be useful to move them.

Level 3

Tips and help



Being able to move the text also implies you can change your win condition.

Level 4

Tips and help



The sinks can stop you only as long as the rule says so.

Level 5

Tips and help



Two text tiles can be moved together.

Level 6

Tips and help



Likewise, you can move 3 text tiles together!

Level 7

Tips and help



Removing a tile from a sentence makes it ineffective.

Level 8

Tips and help



You can push text tiles anywhere you can go.

Level 9

Tips and help



When you take control of a game element, you take control of all its occurrences. Make sure this does not impact your plan.

Level 10

Tips and help

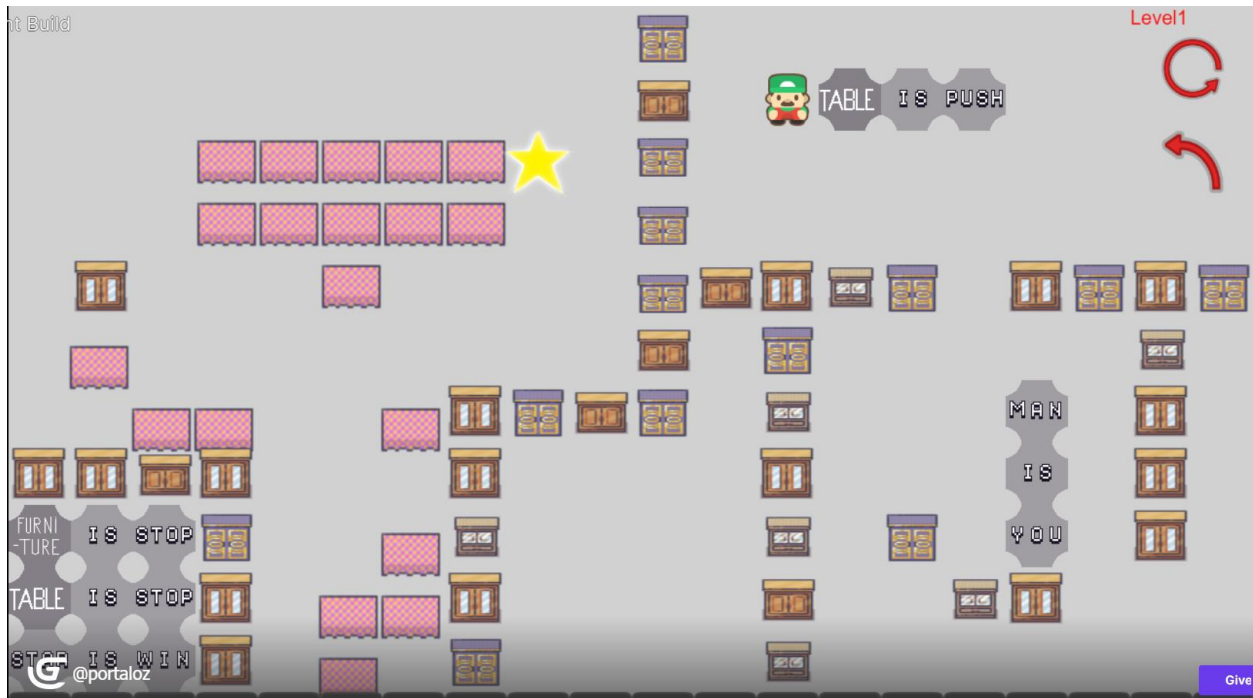


Push the text blocks to make the sentences ineffective when needed, then put them back together when they become relevant again.

Annex: Full game guide

Level 1

How to complete the level



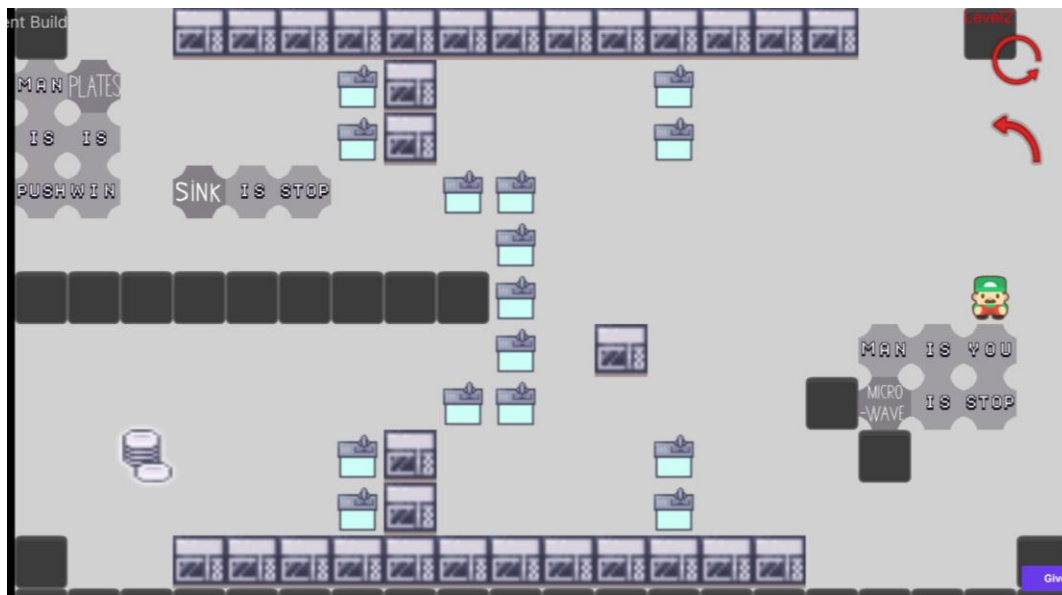
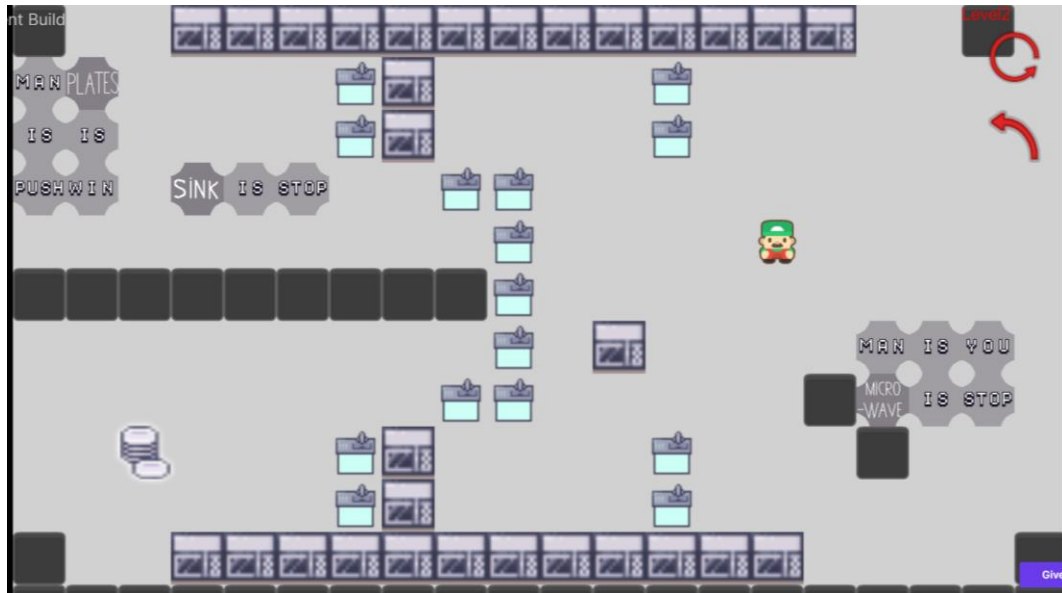




Start by pushing the tile "Table" to the bottom section. Replace "Man" in the sentence with "Table": you now control the tables. Put the tables on top of the star to complete the level.

Level 2

How to complete the level

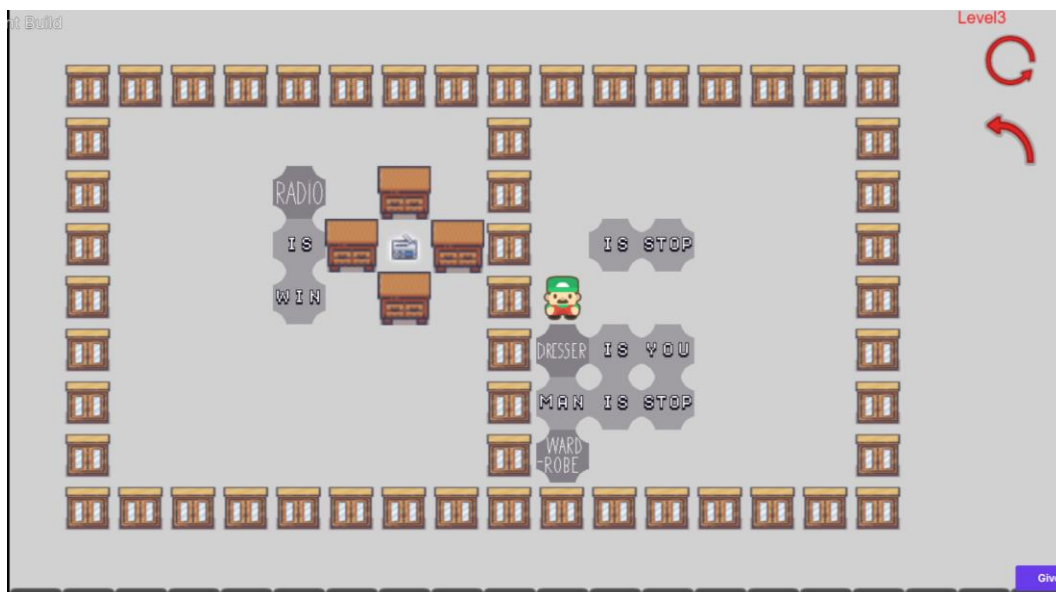
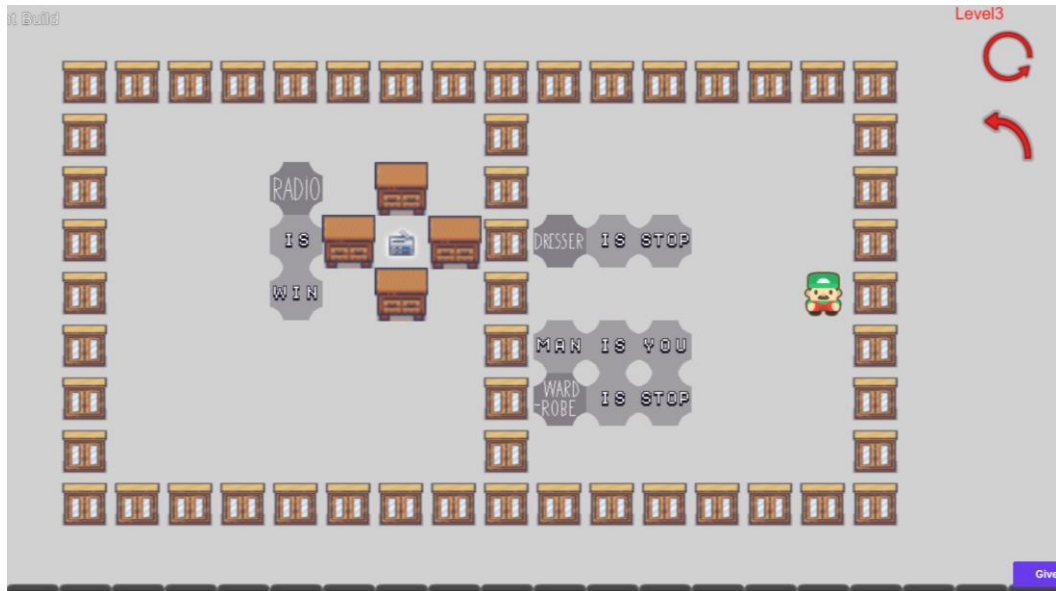


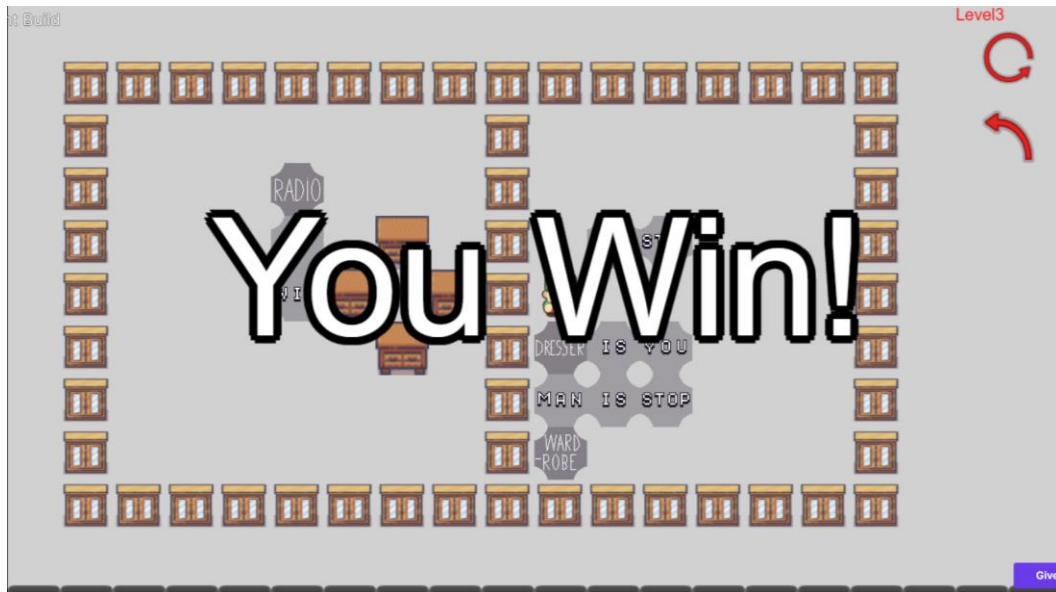


Move the tiles to write the sentence “Microwave is you”. You now control the microwaves. Move the microwaves up and left to reach the plates and win the game.

Level 3

How to complete the level





Move the tiles to create the sentence "Dresser is you". Move the dressers up or down to reach the radio and win.

Level 4

How to complete the level





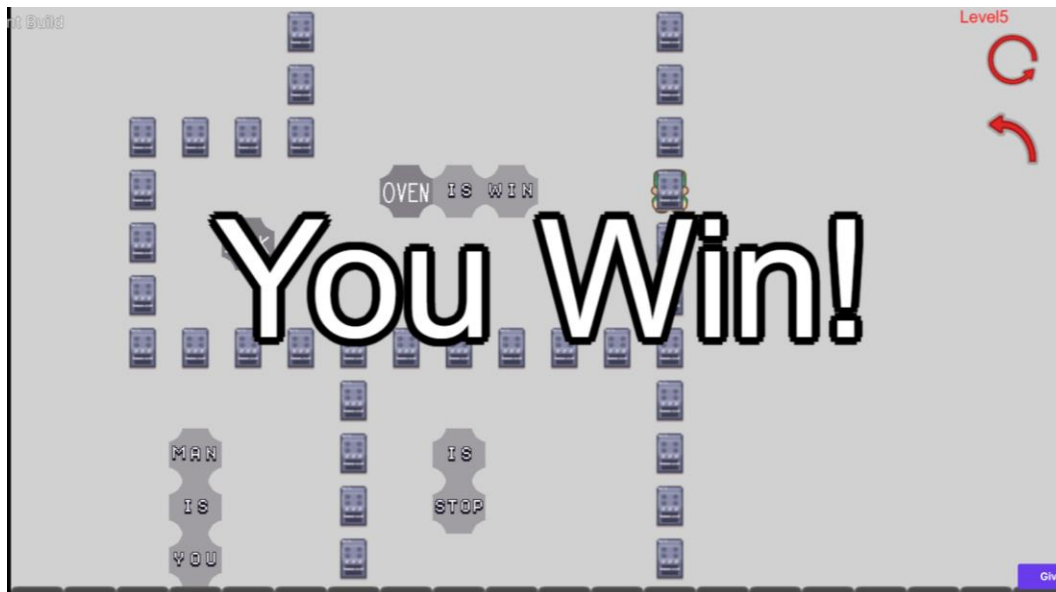
Remove "Plates" from its sentence and move across the plates. Write "Dishwasher is win". Step on the dishwasher to win the game.

Level 5

How to complete the level



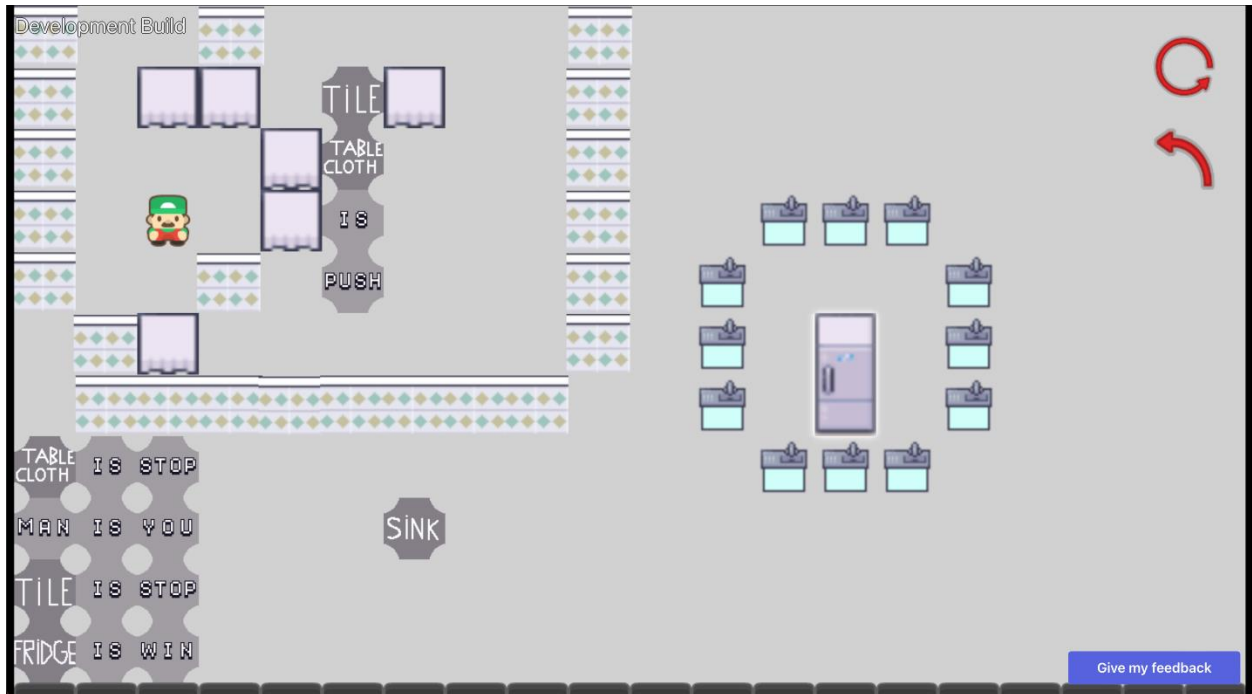




Move the tile "Oven" to remove the meaning of the sentence "Oven is stop". Go through the ovens and create the sentence "Oven is win". Move to one oven to win the level.

Level 6

How to complete the level





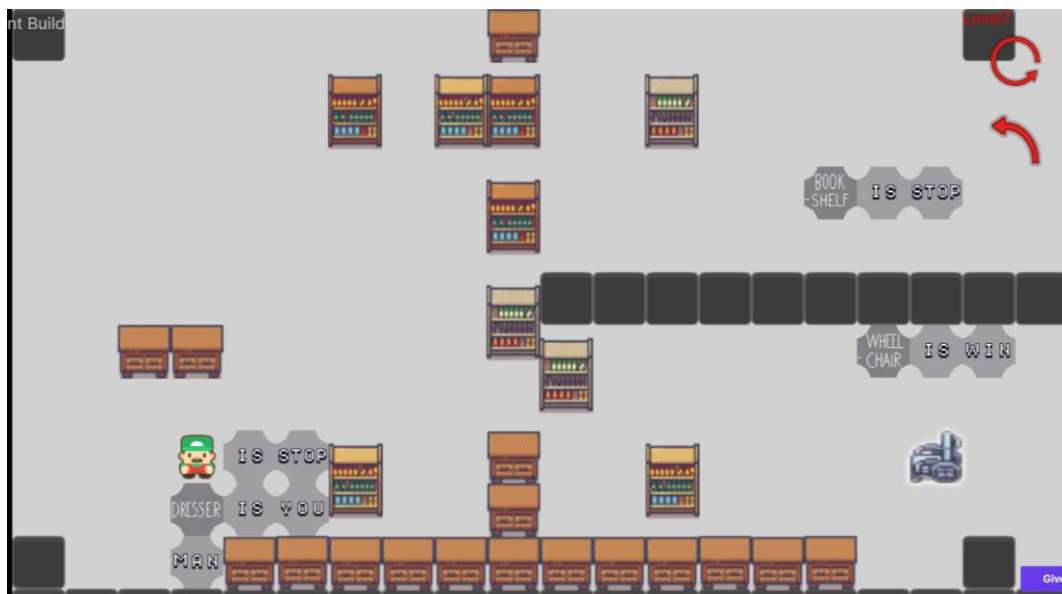
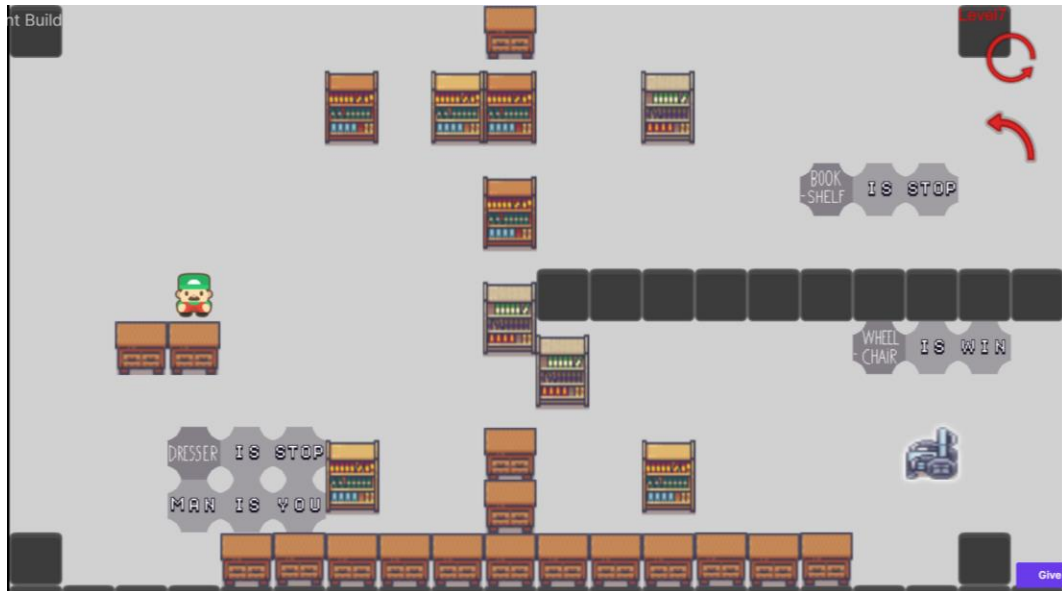




Replace the tile "Table cloth" with "Tile" to move the tiles around your character.
Move up the tile "Sink" as indicated to write the sentence "Sink is push". Move a sink on the fridge for the win!

Level 7

How to complete the level





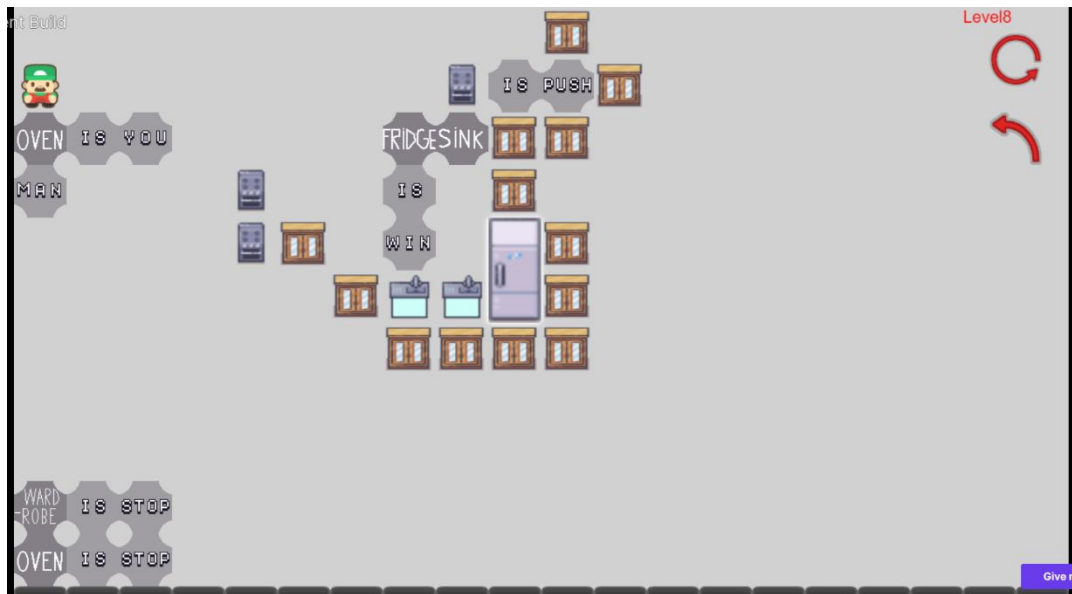
Move the tiles to write the sentence “Dresser is you”. You now control the dresser.
Move to the right and the left to touch the wheelchair and win the game.

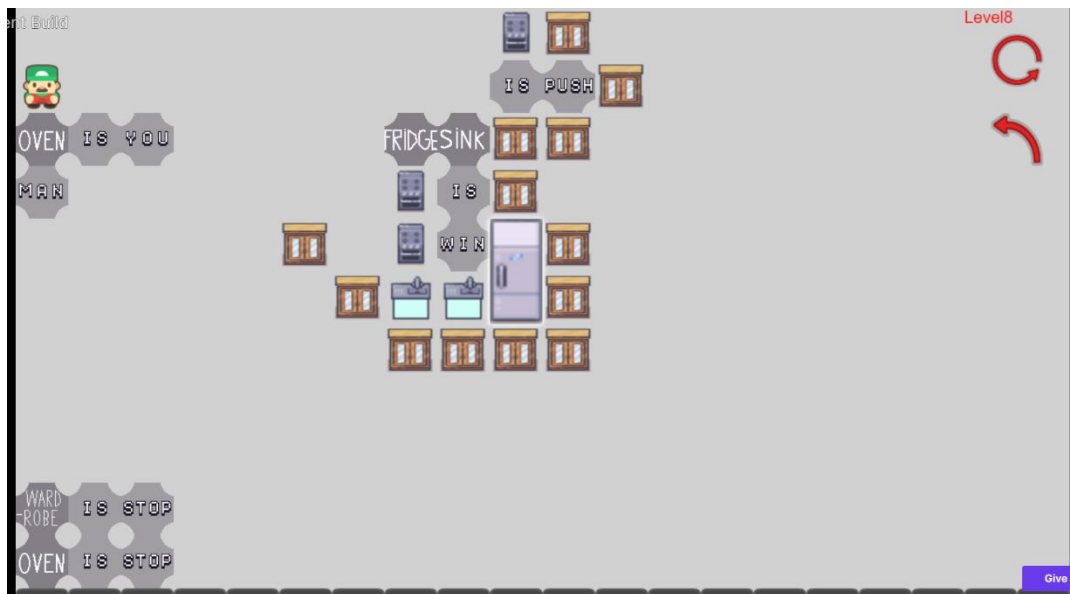
Level 8

How to complete the level











Move the “Oven” tile to create “Oven is you”. You are now playing as the oven. Then, move the tiles as indicated to create the sentence “Sink is win” and move the oven to one of the sinks.

Level 9

How to complete the level

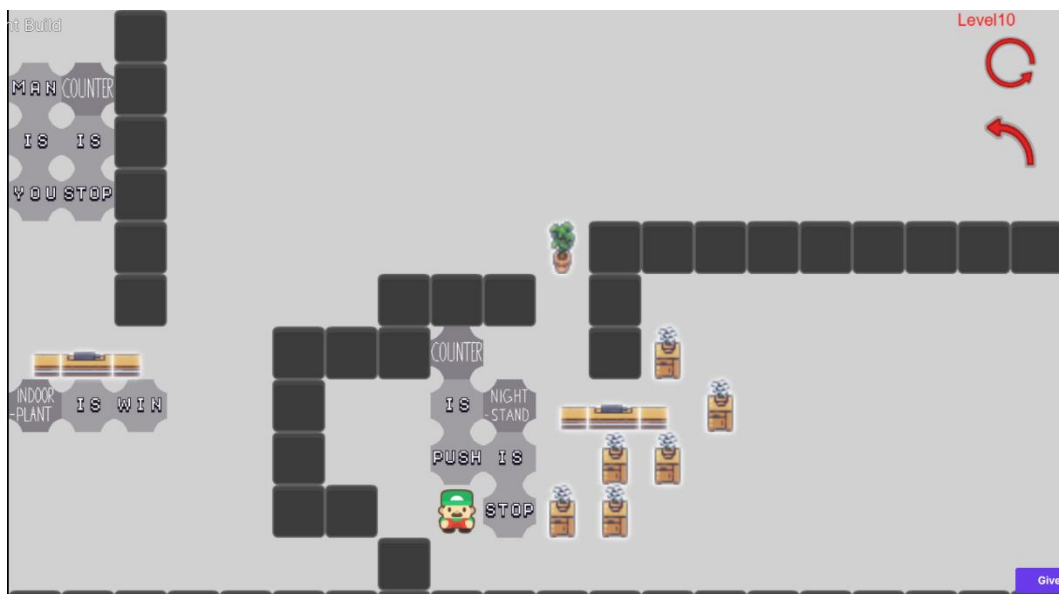


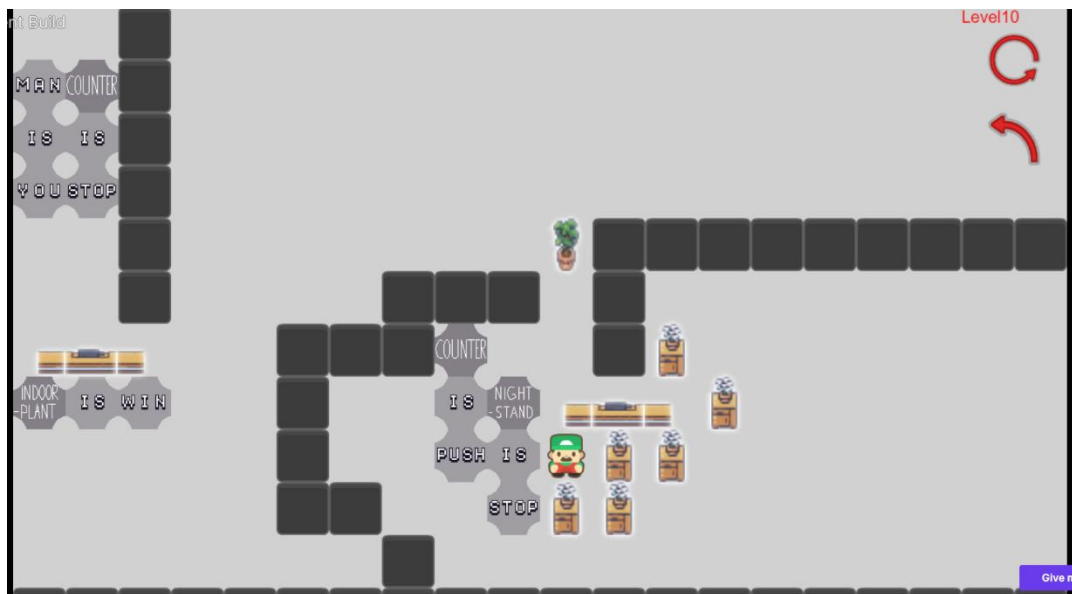
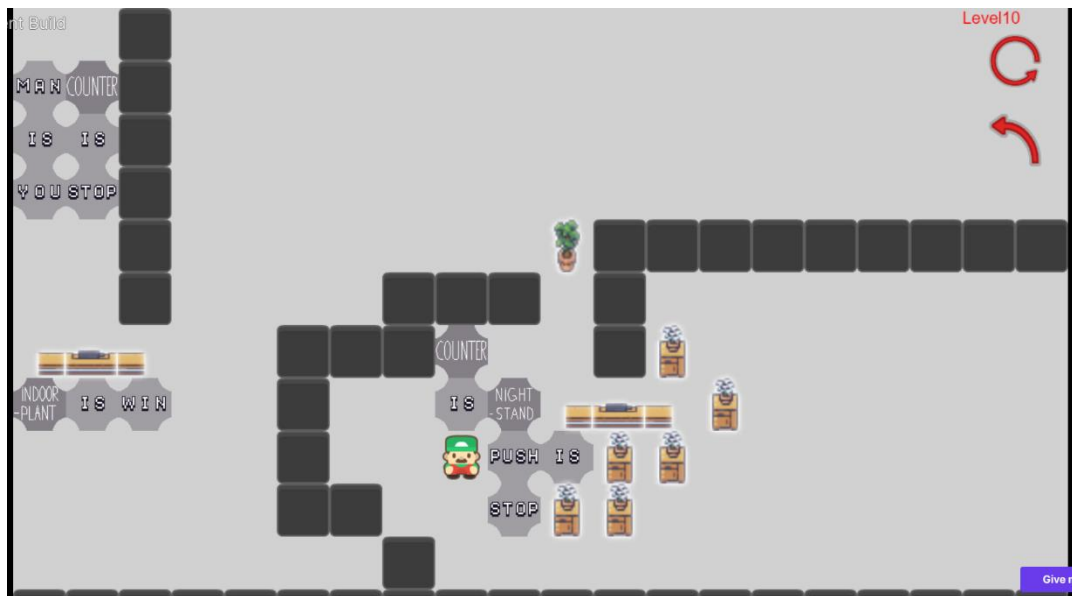


Move the “Nightstand” tile to create the sentence “Nightstand is you” as indicated above. You now control the nightstands. Move to the down and to the left to touch the coffee table and win the game. Be careful not to move the tiles in the upper part of the screen, or you might be stuck!

Level 10

How to complete the level







Push the tiles to mix them and be able to pass the nightstands as indicated in the screenshots. Push the “Push” and “Is” back to their place from the other side of the nightstands. Go upper and push the counter to touch the indoor plant and win the game.



Co-funded by the European Union

This project has been funded with support from the European Commission. This publication reflects the views only of the author, and the Commission cannot be held responsible for any use which may be made of the information contained therein.

Project code: 2021-1-BE01-KA220-SCH-000027783

This work is licensed under the Creative Commons Attribution-NonCommercial-ShareAlike 4.0 International License (<http://creativecommons.org/licenses/by-nc-sa/4.0/>).

Learn more about D-ESL at: <https://www.d-esl.eu>